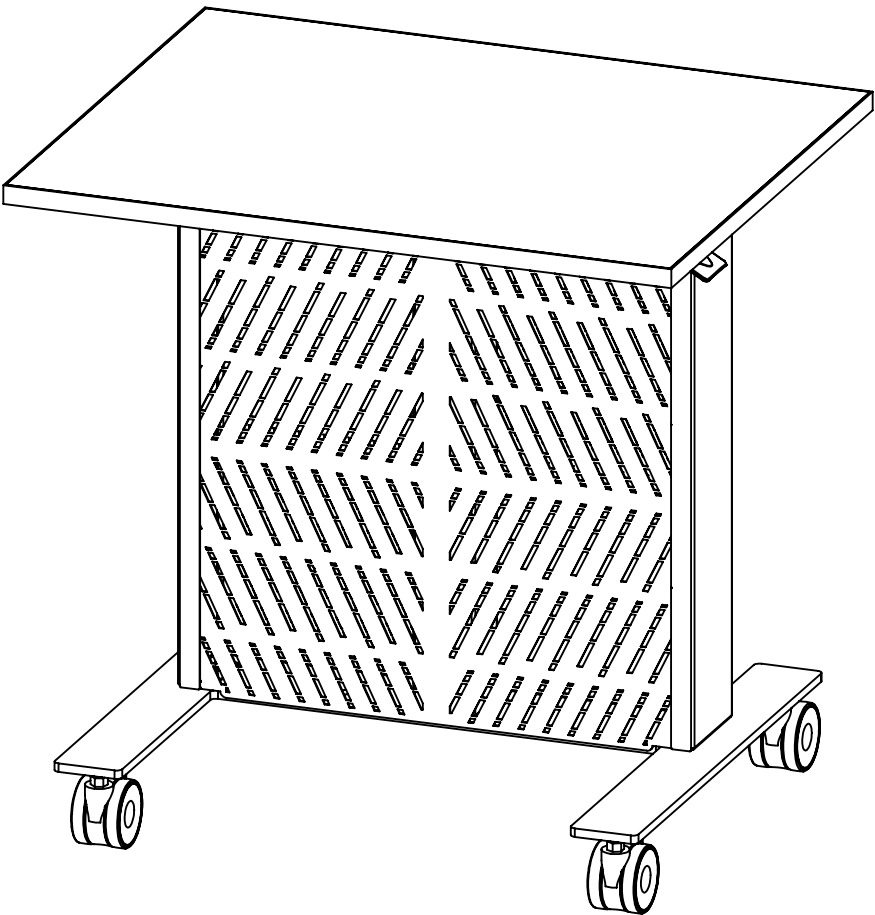


ITEM NO.	PART NUMBER	DESCRIPTION	QTY.
1	L72.24x30REP.JL2-80-73	Table Top, 23.75" wide x 29.75" long x .75" thick one piece HPL rectangle with 2mm PVC edges.	1
2	950-2-201-010C5	#8 x 5/8" Sheet Metal Screw, standard point zinc plated steel, Pan head, Phillips Drive, Drive #2, Drill Size #21	2
3	HP-LOOP	Hardware package for power box wire management.	1
4	JL.P6x10-80-73.BK+	Jewel top mount. Powder coat: Black	1
5	JL.23x21FM-M3.XX+	Jewel panel frame, 23" x 21.5" high	1
6	JL.22x26H2-80-73.XX+	Jewel H foot. 22.00" x 26.00"	1
7	HAPC.26LBS.XX	Pneumatic height adjustable column from 22.25 to 35.64". 15 to 37 lbs.	1



Hi5 Furniture, Inc.

PROPRIETARY AND CONFIDENTIAL
THIS DRAWING IS THE PROPERTY OF HIS FURNITURE, INC. THE DRAWING NOR THE ITEMS THEREON ARE TO BE REPRODUCED, REDISTRIBUTED OR USED IN ANY MANNER NOT AUTHORIZED IN WRITING BY AN OFFICER OR AGENT THEREOF.

NOMINAL DIMENSIONS ± 1.00"	
Date Created: 2/28/2024	Drawn By: BCS
Revision: A	Scale: 1:8

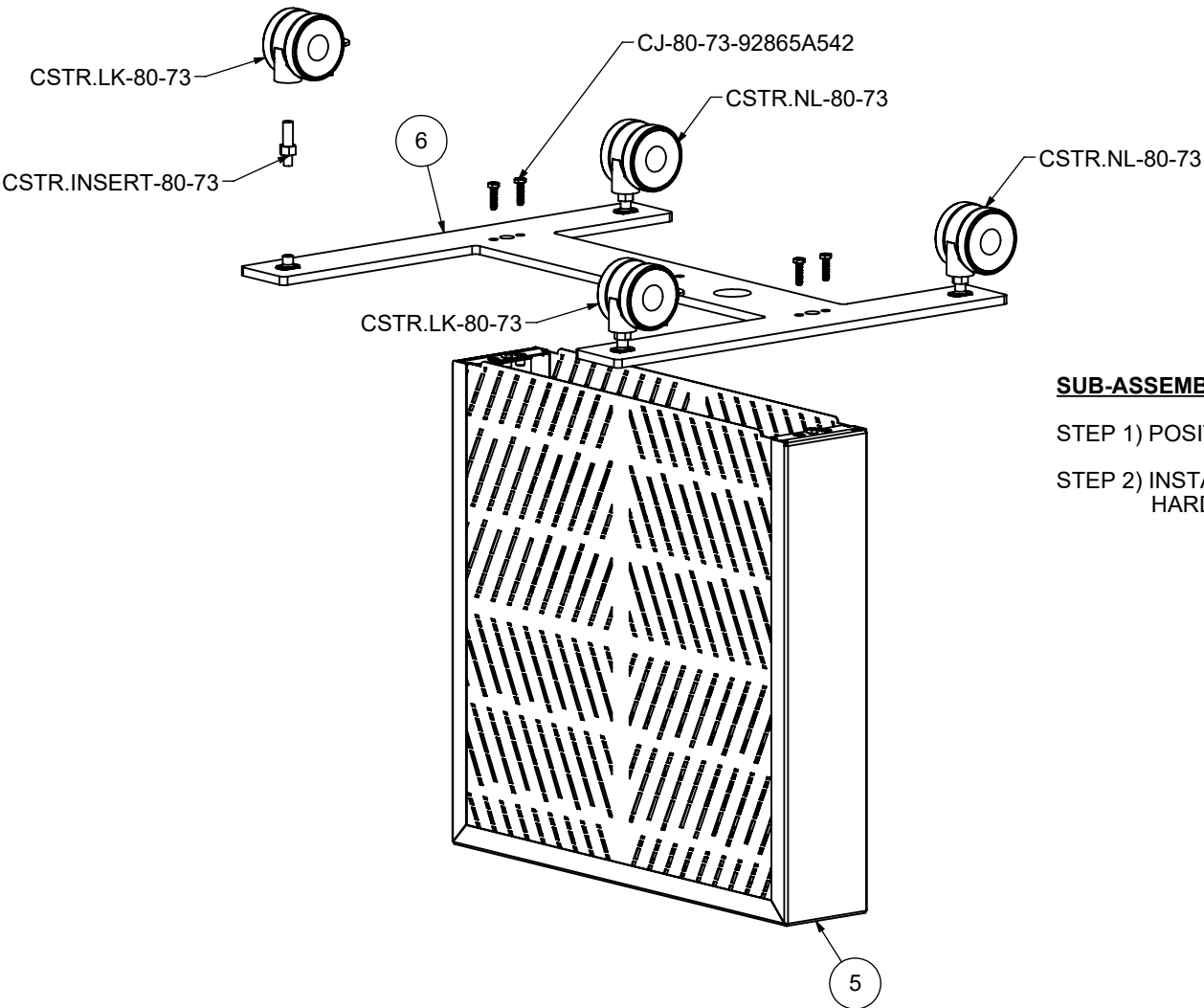
Sheet 1 of 5



CUSTOMER APPROVAL & ASSEMBLY DRAWING

Y:\Hi5 Engineering\SALES ORDERS\80-73\J23024.M3-80-73

Y:\Hi5 Engineering\SALES ORDERS\80-73\J23024.M3-80-73



SUB-ASSEMBLY NOTES:

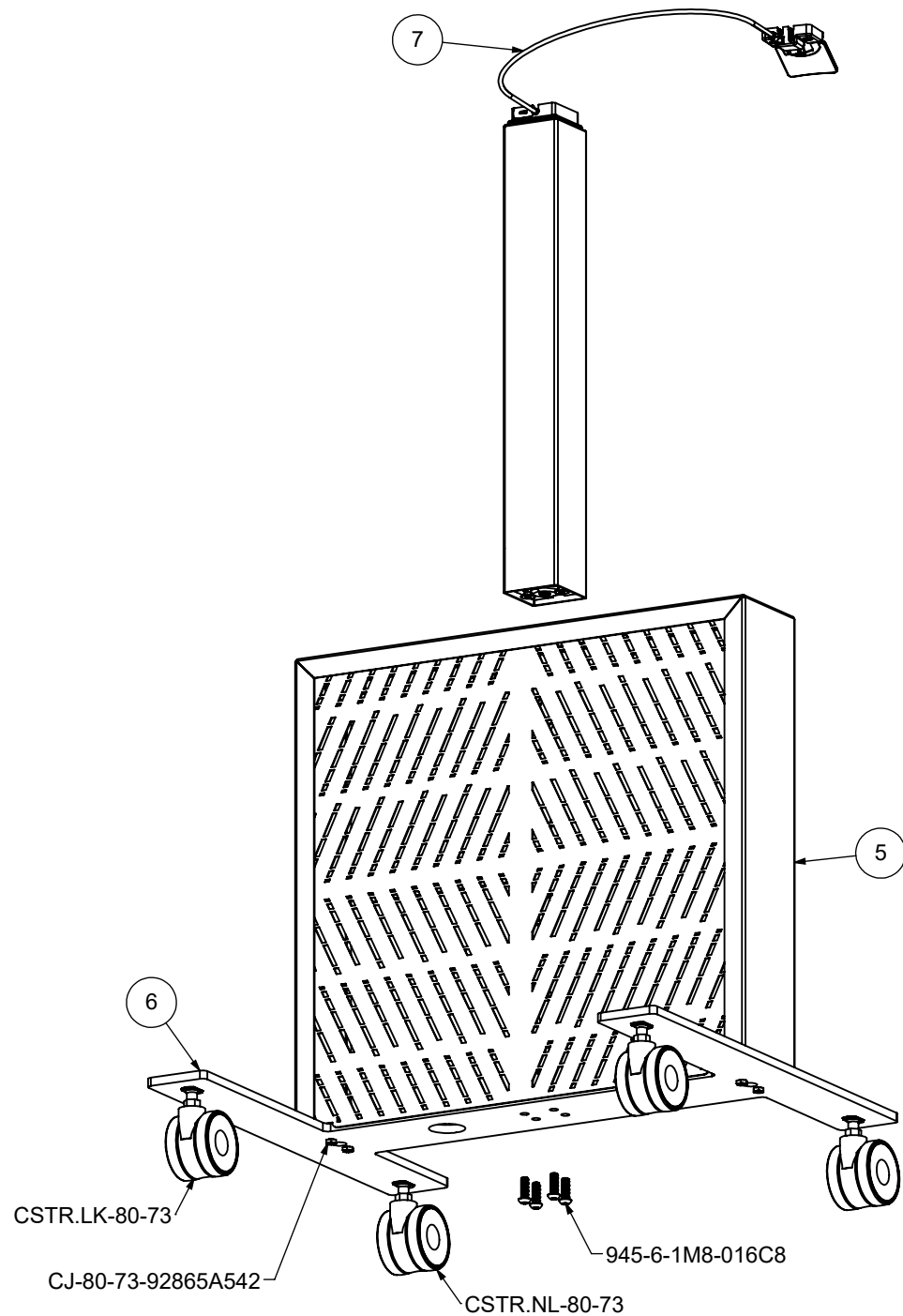
- STEP 1) POSITION ITEM 5 AS SHOWN.
- STEP 2) INSTALL ITEM 6 AND SECURE WITH
HARDWARE AS SHOWN.

Hi5 Furniture, Inc.

PROPRIETARY AND CONFIDENTIAL

THIS DRAWING IS THE PROPERTY OF HIS FURNITURE, INC. THE DRAWING NOR THE ITEMS THEREON ARE TO BE REPRODUCED, REDISTRIBUTED OR USED IN ANY MANNER NOT AUTHORIZED IN WRITING BY AN OFFICER OR AGENT THEREOF.

NOMINAL DIMENSIONS ± 1.00"	
Date Created: 2/28/2024	Drawn By: BCS
Revision: A	Scale: 1:8
Sheet 2 of 5	

**SUB-ASSEMBLY NOTES:**

STEP 3) POSITION ASSEMBLY FROM SHEET 2
AS SHOWN

STEP 4) INSTALL ITEM 7 AND SECURE WITH
HARDWARE AS SHOWN.

Hi5 Furniture, Inc.

PROPRIETARY AND CONFIDENTIAL

THIS DRAWING IS THE PROPERTY OF HI5
FURNITURE, INC. THE DRAWING NOR THE
ITEMS THEREON ARE TO BE
REPRODUCED, REDISTRIBUTED OR USED
IN ANY MANNER NOT AUTHORIZED IN
WRITING BY AN OFFICER OR AGENT
THEREOF.

NOMINAL DIMENSIONS $\pm 1.00"$

Date Created:

2/28/2024

Drawn By:

BCS

Revision:

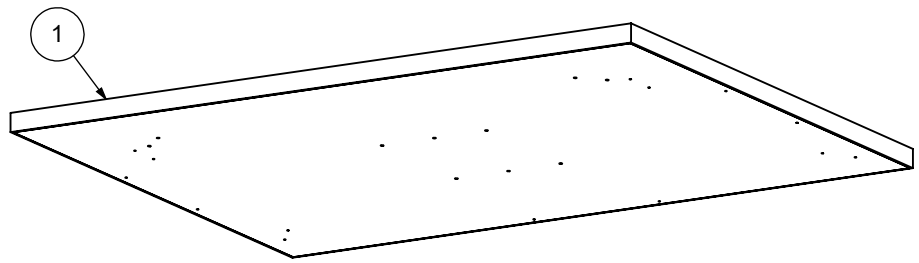
A

Scale:


1:8

Sheet 3 of 5

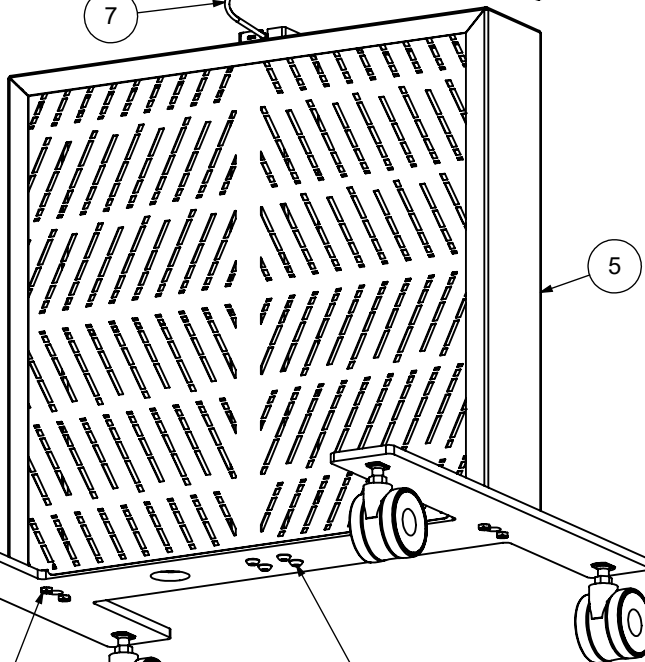




CJ-80-60-91239A448



950-2-203-012C5



UTILIZE ITEM 3 (NOT SHOWN) TO SECURE THE ACTUATOR CABLE TO THE LOWER FACE OF THE TABLE TOP

CSTR.LK-80-73

CJ-80-73-92865A542

CSTR.NL-80-73

945-6-1M8-016C8

Hi5 Furniture, Inc.

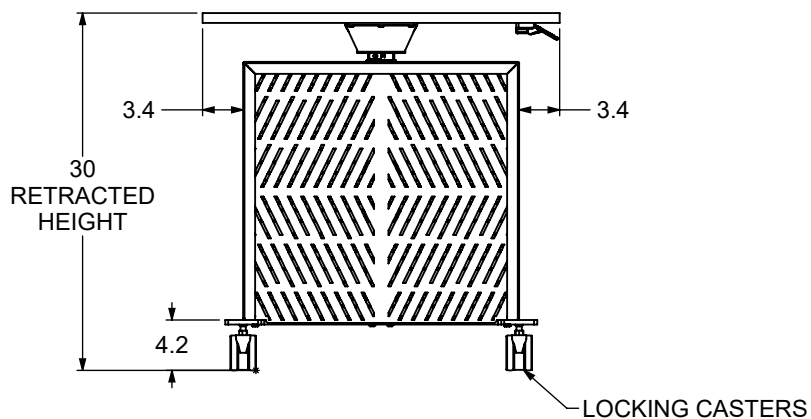
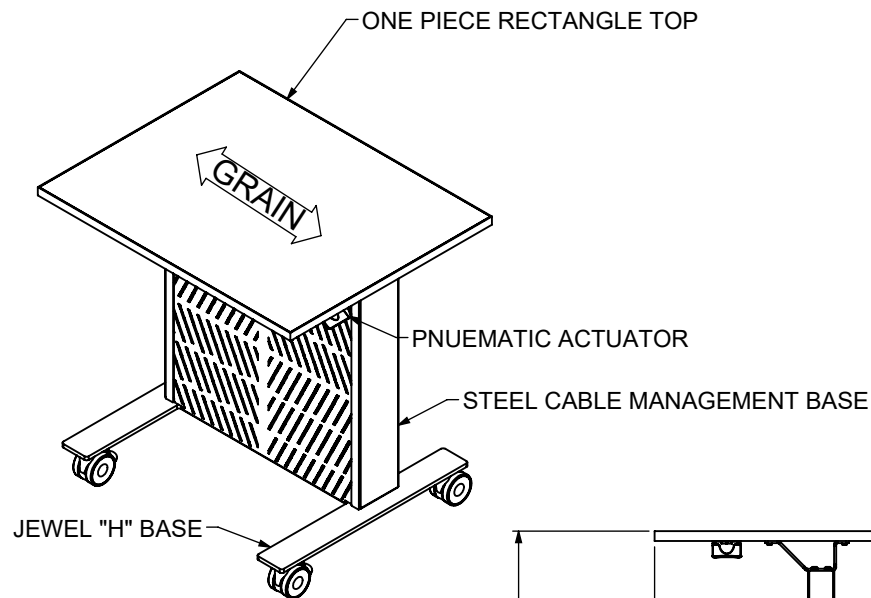
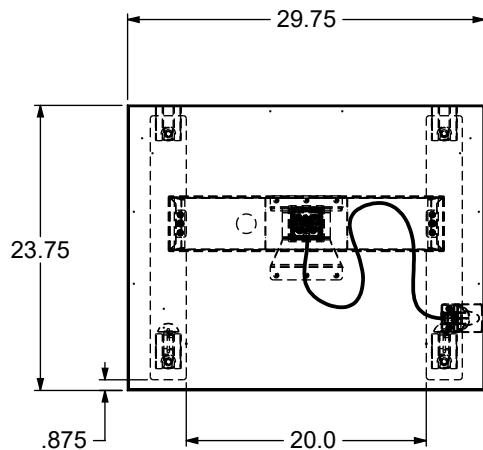
PROPRIETARY AND CONFIDENTIAL

THIS DRAWING IS THE PROPERTY OF HIS FURNITURE, INC. THE DRAWING NOR THE ITEMS THEREON ARE TO BE REPRODUCED, REDISTRIBUTED OR USED IN ANY MANNER NOT AUTHORIZED IN WRITING BY AN OFFICER OR AGENT THEREOF.

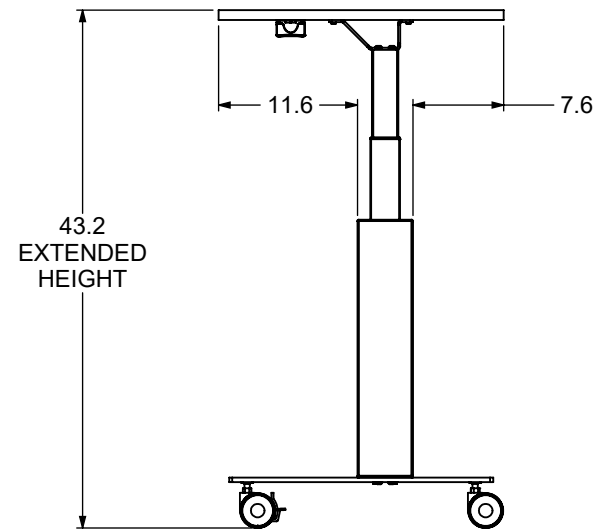
NOMINAL DIMENSIONS ± 1.00"	
Date Created: 2/28/2024	Drawn By: BCS
Revision: A	Scale: 1:8
Sheet 4 of 5	



TOP VIEW (TRANSPARENT)

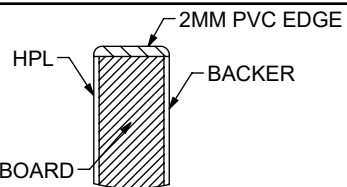


FRONT VIEW



SIDE VIEW

NOTES:



L72 EDGE DETAIL

Hi5 Furniture, Inc.

PROPRIETARY AND CONFIDENTIAL
THIS DRAWING IS THE PROPERTY OF HIS FURNITURE, INC. THE DRAWING NOR THE ITEMS THEREON ARE TO BE REPRODUCED, REDISTRIBUTED OR USED IN ANY MANNER NOT AUTHORIZED IN WRITING BY AN OFFICER OR AGENT THEREOF.

NOMINAL DIMENSIONS $\pm 1.00"$	
Date Created: 2/28/2024	Drawn By: BCS
Revision: A	Scale: 1:16

Sheet 5 of 5



CUSTOMER APPROVAL & ASSEMBLY DRAWING